

Schroeder, Salewski & Schmidt.

Breech-loading Fire-arm.

N^o 16288.

Patented Dec. 23, 1856.

Fig. 1.

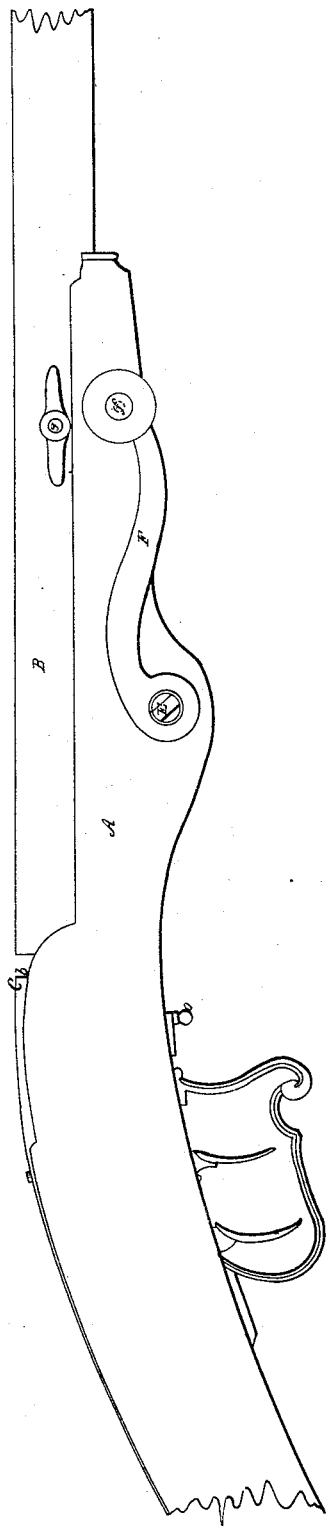


Fig. 2.

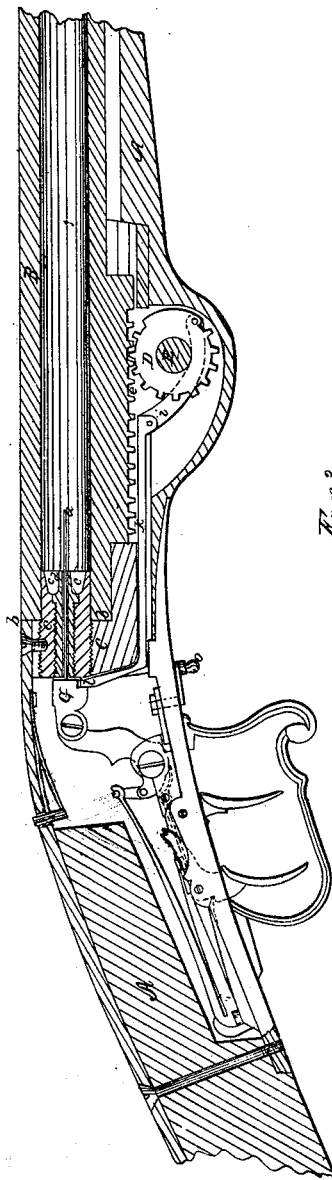


Fig. 3.

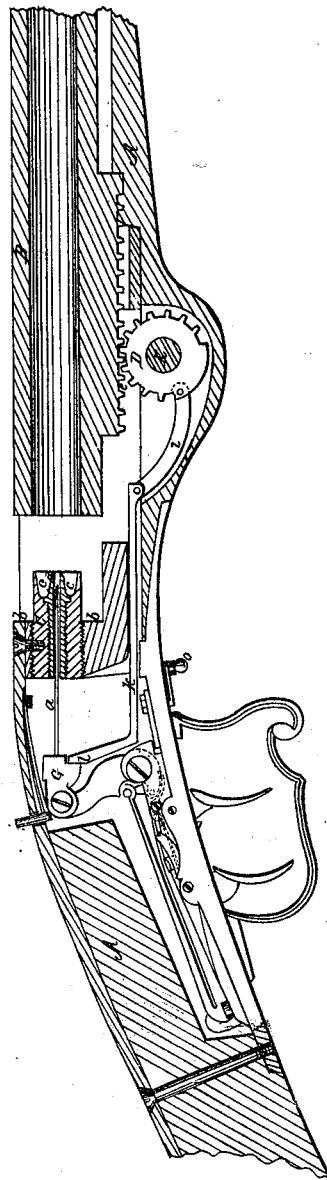


Fig. 4.

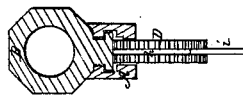


Fig. 5.

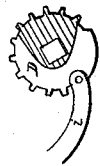
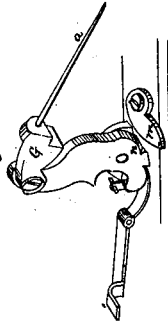


Fig. 6.



UNITED STATES PATENT OFFICE.

H. SCHROEDER, L. SALEWSKI, AND WM. SCHMIDT, OF BLOOMINGTON, ILL.

IMPROVEMENT IN BREECH-LOADING FIRE-ARMS.

Specification forming part of Letters Patent No. 16,288, dated December 23, 1856.

To all whom it may concern:

Be it known that we, HERMANN SCHROEDER, LOUIS SALEWSKI, and WILLIAM SCHMIDT, all of Bloomington, in the county of McLean and State of Illinois, have invented certain new and useful Improvements in Breech-Loading Fire-Arms; and we do hereby declare the following to be a full, clear, and exact description of the same, reference being had to the accompanying drawings, making a part thereof, in which—

Figure 1 represents a side view of the gun with portions of the barrel and stock broken away. Fig. 2 represents a longitudinal central section through the gun, showing the position of the several parts when the gun has been discharged. Fig. 3 represents a similar section, but showing the position of the parts when the barrel has been run forward, so as to admit of being charged at the breech. Figs. 4, 5, and 6 represent details of the gun, which will be specially referred to in the description.

Similar letters of reference, where they occur in the several figures, denote the same parts of fire-arm in all; and to enable others skilled in the art to make and use our invention, we will proceed to describe the same with reference to the drawings, confining the description more especially to those parts deemed to be new or working in concert with the novel features of the gun.

The nature of our invention relates to that class of fire-arms termed "breech-loading guns;" and it consists in so uniting the barrel with the cock or hammer as that the act of moving forward the barrel to open its breech shall cock the gun.

A represents the stock, and B the barrel, of a gun of any ordinary construction.

C is a breech-piece permanently connected to the stock, and having a hole through its center longitudinally for the needle *a*, which pierces the priming to ignite the charge, to pass through. The barrel B slides back over the breech-piece C far enough to cause the charge to be forced up into the barrel beyond the joint *b*, so that firing past the joint is avoided. The end of the breech-piece is concave, as seen at *c*, and the nipple or guide *d*, through which the needle passes, projects from said concave portion, so as to allow the nec-

dle to penetrate the center (as near as may be) of the charge and be guided in so doing. The charge which we use is the loaded cartridge with the pellet or priming in front of instead of in the rear of the powder, and the ball may be conical or of any other well-known form or construction.

In the stock of the gun, underneath the barrel, is arranged a spur-wheel, D, which turns on suitable journals, E, and to one of the journals or shaft of this spur-wheel is affixed a lever, F, by which it may be readily turned on its axis. On the under side of the barrel B is arranged a straight rack, *e*, into which the teeth of the spur or pinion wheel D take, so that by turning the lever F the barrel may be run forward and back on the stock, it being properly restrained and guided in so doing by tongues connected to the barrel, which slide in grooves in the stock, as distinctly seen in Fig. 4. The object in running the barrel forward is that the charge may be readily slipped into its bore, and when the barrel is run back to the breech a stud, *f*, on the end of the lever F comes opposite to and springs into a recess, *g*, on the barrel, and thus firmly locks the barrel and breech together. The spur or pinion D is split, as seen at *h*, Fig. 4, and a bent bar, link, or rod, *i*, is pivoted in said split or slot, as seen in the section, Fig. 5, the other end of said link or rod *i* being pivoted to a dog, *k*, which lies underneath the barrel. The end of this dog *k* is bent up, as at *l*, and takes under a shoulder formed in the cock or hammer G, so that when the barrel is run forward, as seen in Fig. 3, to receive the charge, the dog *k* has had a backward motion, and raises the hammer, drawing back the needle until it is caught by the dog in the usual manner and is cocked. Now reverse the direction of the lever, and the barrel is run back and the dog forward. The arm is now ready to be discharged, and when discharged the parts are in the position shown in Fig. 2.

In Fig. 6 we have shown a stop, *m*, which, when it is necessary to secure the hammer against being released when cocked, is run under the shoulder *n* in the hammer. A pin, *o*, connected to this stop, as seen in Figs. 1, 2, 3, admits of forcing it under the shoulder, or releasing it readily when the gun is to be fired. There are many of the details of the lock

which it is unnecessary to mention, as it may be changed at pleasure, and does not constitute any part of this application.

Having thus fully described the nature of our invention, what we claim therein as new, and desire to secure by Letters Patent, is—

The cocking of the hammer in the act of moving the barrel forward to charge it by a

combination of mechanical parts, substantially such as herein described.

HERMANN SCHROEDER.
LOUIS SALEWSKI.
W. SCHMIDT.

Witnesses:

A. B. STOUGHTON,
E. COHEN.